

JKA-1045-A



JKA-45-B(S)



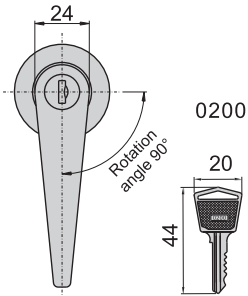
JKA-19-A(S)



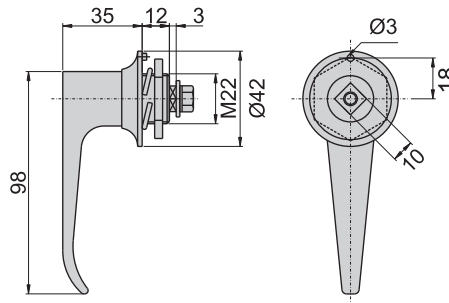
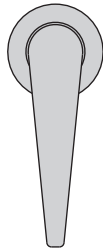
JKA-1019-B



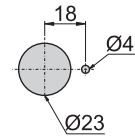
JKA-1045-A
JKA-45-A



JKA-1045-B
JKA-45-B



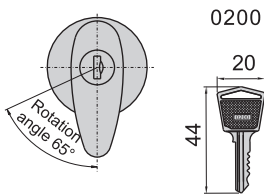
顺时针开孔尺寸图



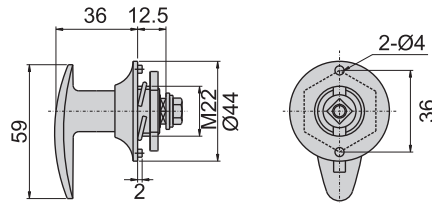
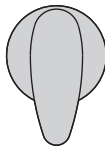
逆时针开孔尺寸图



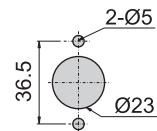
JKA-1019-A
JKA-19-A



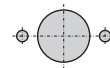
JKA-1019-B
JKA-19-B



顺时针开孔尺寸图



逆时针开孔尺寸图



材 质	JKA-1045, JKA-1019 不锈钢 (SUS 316)
	JKA-45, JKA-19 锌合金(ZDC)
表面处理	JKA-1045, JKA-1019 镜面研磨
	JKA-45, JKA-19(S) 镀铬-光面, (G) 镀香槟色
适用门扇	JKA-1045 / JKA-45---400×300
	JKA-1019 / JKA-19---400×250